

Site Usage

166 Visits

56.02% Bounce Rate

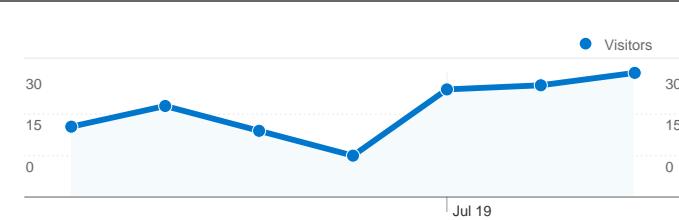
367 Pageviews

00:02:40 Avg. Time on Site

2.21 Pages/Visit

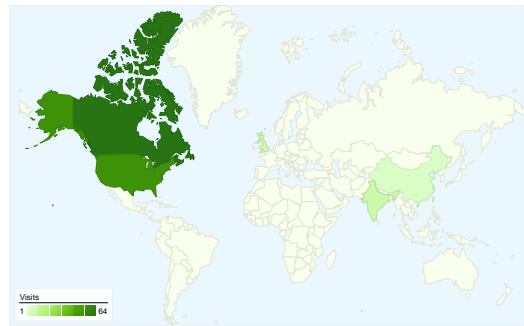
75.90% % New Visits

Visitors Overview

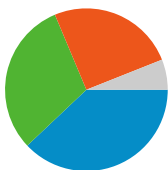


Visitors
141

Map Overlay



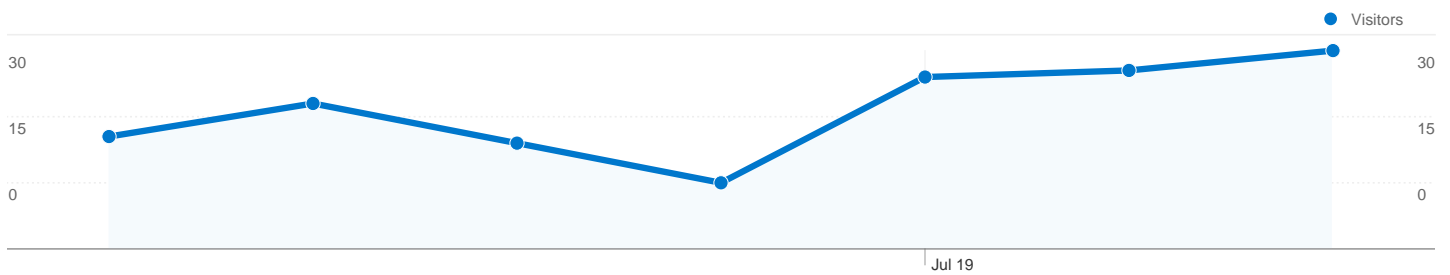
Traffic Sources Overview



- **Referring Sites**
63.00 (37.95%)
- **Direct Traffic**
51.00 (30.72%)
- **Search Engines**
42.00 (25.30%)
- **Other**
10 (6.02%)

Content Overview

Pages	Pageviews	% Pageviews
/	86	23.43%
/web-design	57	15.53%
/green-community-blog	46	12.53%
/about	21	5.72%
/contact	20	5.45%



141 people visited this site

166 Visits

141 Absolute Unique Visitors

367 Pageviews

2.21 Average Pageviews

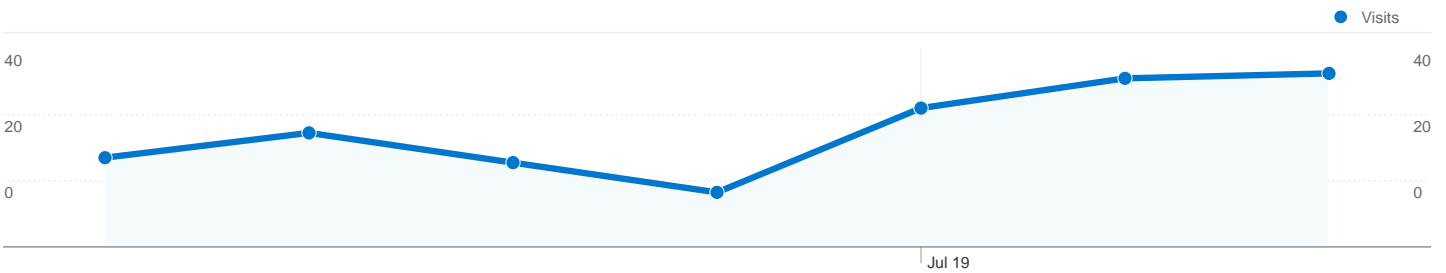
00:02:40 Time on Site

56.02% Bounce Rate




75.90% New Visits

Technical Profile

Browser	Visits	% visits	Connection Speed	Visits	% visits
Firefox	83	50.00%	DSL	64	38.55%
Internet Explorer	42	25.30%	Cable	56	33.73%
Chrome	22	13.25%	Unknown	30	18.07%
Safari	16	9.64%	T1	13	7.83%
Opera	2	1.20%	ISDN	3	1.81%



All traffic sources sent a total of 166 visits

-  **30.72%** Direct Traffic
-  **37.95%** Referring Sites
-  **25.30%** Search Engines

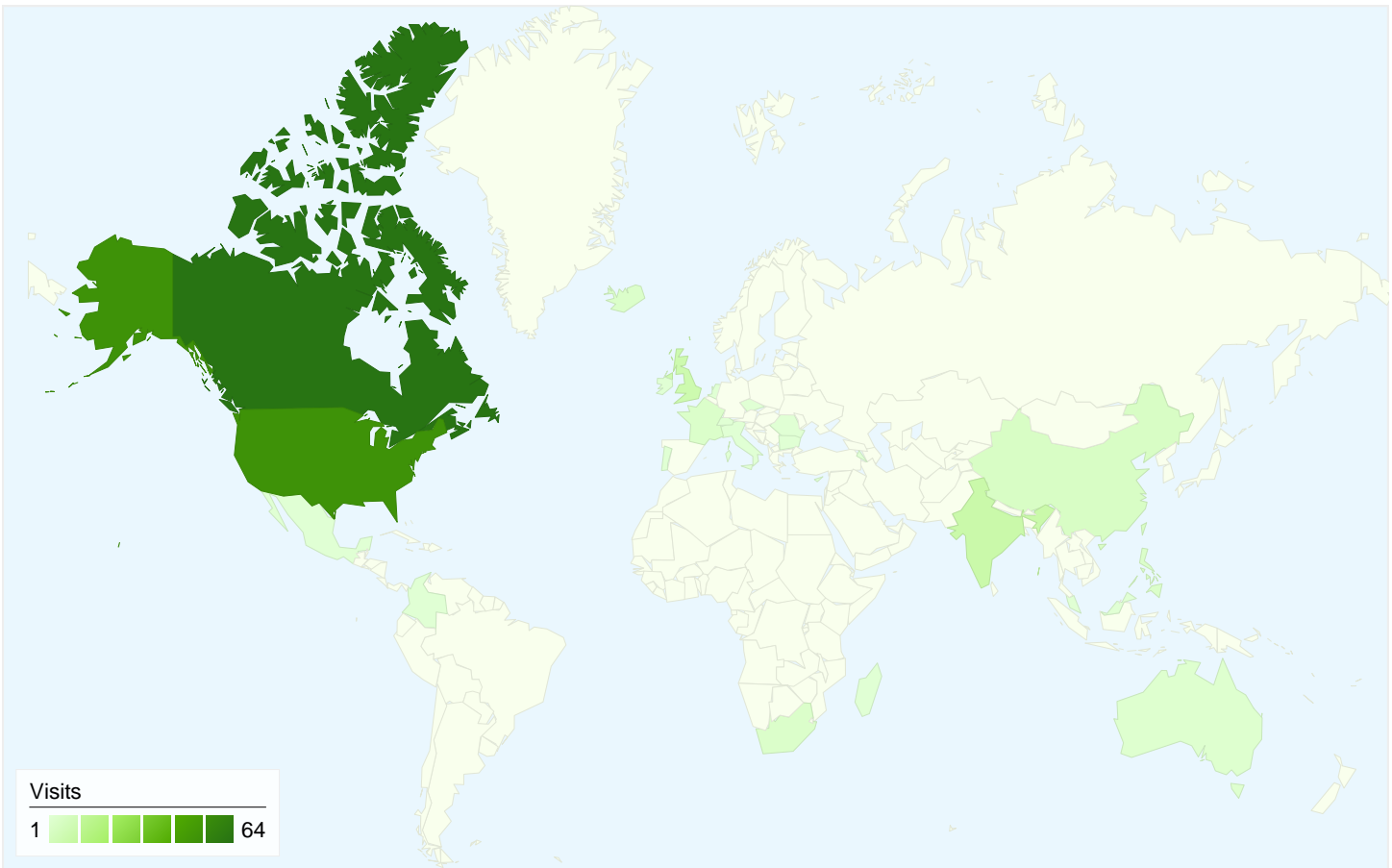


- **Referring Sites**
63.00 (37.95%)
- **Direct Traffic**
51.00 (30.72%)
- **Search Engines**
42.00 (25.30%)
- **Other**
10 (6.02%)

Top Traffic Sources

Sources	Visits	% visits
(direct) ((none))	51	30.72%
google (organic)	32	19.28%
linkedin.com (referral)	23	13.86%
twitterfeed (twitter)	10	6.02%
resources.joomla.org (referral)	8	4.82%

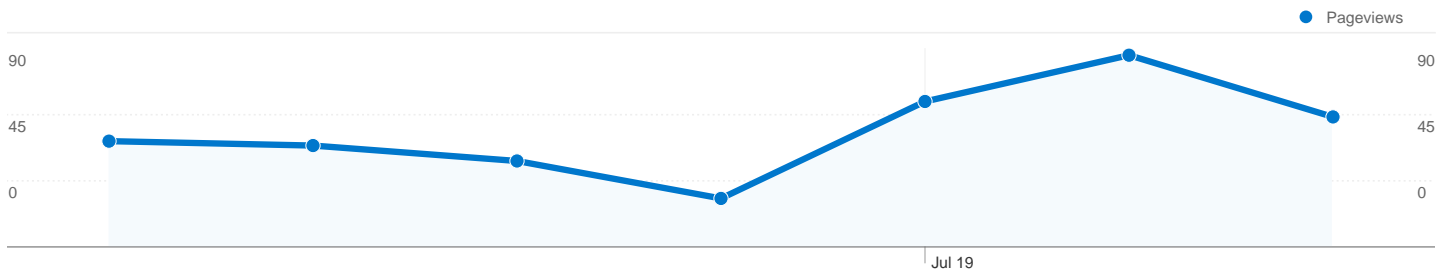
Keywords	Visits	% visits
green web design	2	4.76%
hamilton marketing	2	4.76%
"life cycle measurement"	1	2.38%
accountant fees for small	1	2.38%
ancient polynesian navigation	1	2.38%



166 visits came from 24 countries/territories

Site Usage						
Visits	Pages/Visit	Avg. Time on Site	% New Visits	Bounce Rate		
166 % of Site Total: 100.00%	2.21 Site Avg: 2.21 (0.00%)	00:02:40 Site Avg: 00:02:40 (0.00%)	75.90% Site Avg: 75.90% (0.00%)	56.02% Site Avg: 56.02% (0.00%)		
Country/Territory	Visits	Pages/Visit	Avg. Time on Site	% New Visits	Bounce Rate	
Canada	64	2.64	00:02:55	67.19%	45.31%	
United States	53	1.96	00:02:09	77.36%	66.04%	
India	9	2.67	00:02:15	77.78%	33.33%	
United Kingdom	8	2.12	00:07:37	75.00%	62.50%	
China	4	1.75	00:01:32	75.00%	50.00%	
France	3	1.00	00:00:00	100.00%	100.00%	
Iceland	3	2.33	00:00:27	66.67%	33.33%	
Philippines	3	2.33	00:00:33	100.00%	66.67%	
South Africa	3	1.33	00:00:15	100.00%	66.67%	

Australia	2	2.50	00:11:25	50.00%	50.00%
					1 - 10 of 24



Pages on this site were viewed a total of 367 times

367 Pageviews

292 Unique Views

56.02% Bounce Rate

Top Content

Pages	Pageviews	% Pageviews
/	86	23.43%
/web-design	57	15.53%
/green-community-blog	46	12.53%
/about	21	5.72%
/contact	20	5.45%